

Explanation and Tensor Decomposition

Reservoir Labs

time-only

Mat $A(1024)(1024)$

for i :
 $B[i] = A[i]$
 $B[i] = A[i, 1]$
 $B[i] = \dots$
 $B[i] = \dots$
 $B[i] = \dots$

dep: RAR

S: for i :
 for j :
 for k :

$d_s = \begin{bmatrix} 1 \\ 1 \end{bmatrix}$ → 1. Order // 2. Permutability 3. Locality

$\beta_s = (0, 0, 0, 0)$

$\Gamma_s = \begin{bmatrix} 0 \\ 0 \end{bmatrix}$

for i :
 $x = A[i] * 2$
 $B[i] = x + 3$

for i :
 $x[i] = A[i] * 2$
 $B[i] = x[i] + 3$

$\begin{bmatrix} 0 & 0 & 1 & 0 \\ 0 & 0 & 0 & 0 \end{bmatrix}$

$\begin{bmatrix} 0 & 0 & 1 & 0 \\ 0 & 0 & 0 & 0 \end{bmatrix}$

$d_s \begin{pmatrix} \text{true-only} \end{pmatrix}$

Credits to Reservoir Team

Aditya Gudibanda ***

Muthu Baskaran

Jim Ezick

Tom Henretty

Harper Langston

(Richard Lethin)

Outline

- Context and objectives
- Tensor decompositions as explanations
- A discussion on sparsity
 - Why
 - Methods
 - L2 norm regularization
 - Second-order optimization
 - Loss function
 - Orthogonality
- Conclusion

Outline

- Context and objectives
- Tensor decompositions as explanations
- A discussion on sparsity
 - Why
 - Methods
 - L2 norm regularization
 - Second-order optimization
 - Loss function
 - Orthogonality
- Conclusion

CLSAC 2018 Theme

High Impact Large-Scale Analytics

“Consequence analytics”

“Taking Action”

“Credible, trustworthy”

Implies we would benefit from **EXPLANATIONS** for the results of our analytics.
Or that our analytics be more **EXPLAINABLE**.

Philosophy of Explanations can be as deep and long as you have time

- Reduction and emergence: “why does water boil at 212°F?”
- Ref beliefs, epistemology: “Why is the atom of copper at the tip of the nose of the statue of Churchill in London’s Parliament square, there?”
- Intent: “Explain why you think that packet ping is malicious.”

See David Deutsch, [The Fabric of Reality](#) 1997

David Hume (1711-1776) - Scottish Empiricist

- Our ideas are based on our impressions, which come from our senses.

Immanuel Kant (1724-1804) - Prussian

- Our knowledge is formed taking experience in reference to “a-priori.”

Judea Pearl (1936-Present) - American

- “No machine can derive explanations from raw data. It needs a push.”

William of Occam (1285 - 1347) - English Franciscan

- “When you have two competing theories that make exactly the same predictions, the simpler one is better.”

This drives us to specify **MODELS** that are compact and have **SPARSITY**

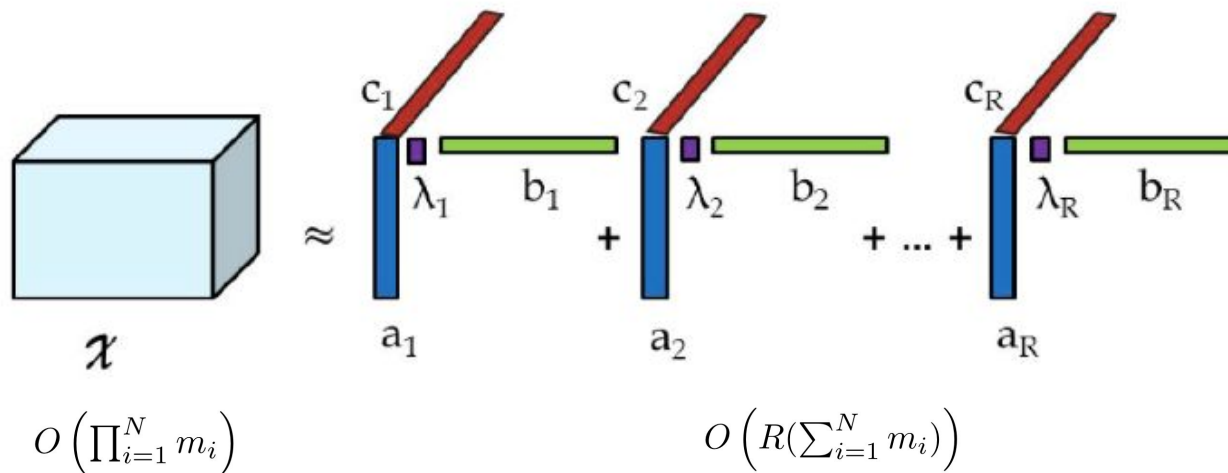
Outline

- Context and objectives
- **Tensor decompositions as explanations**
- A discussion on sparsity
 - Why
 - Methods
 - L2 norm regularization
 - Second-order optimization
 - Loss function
 - Orthogonality
- Conclusion

Tensor Decompositions as Explanations

Introduction to Tensor Decompositions

- Tensor analog of low-rank matrix factorizations
- Unsupervised learning
- Tensor is decomposed into a non-unique weighted sum of a predefined number R of **LOW RANK** components
 - Component = “**EXPLANATORY FACTOR**” [Hong, Kolda, Deursch 2018]
 - Tensor decomposition compresses = shorter -> **better**

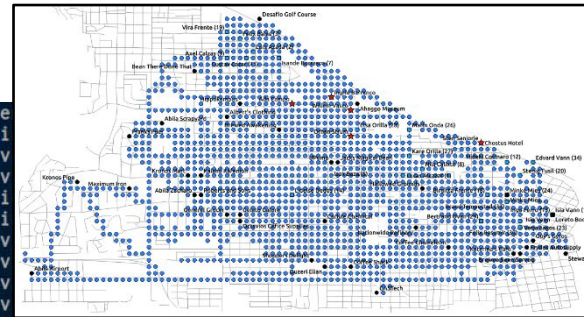


Introduction to Tensor Decompositions

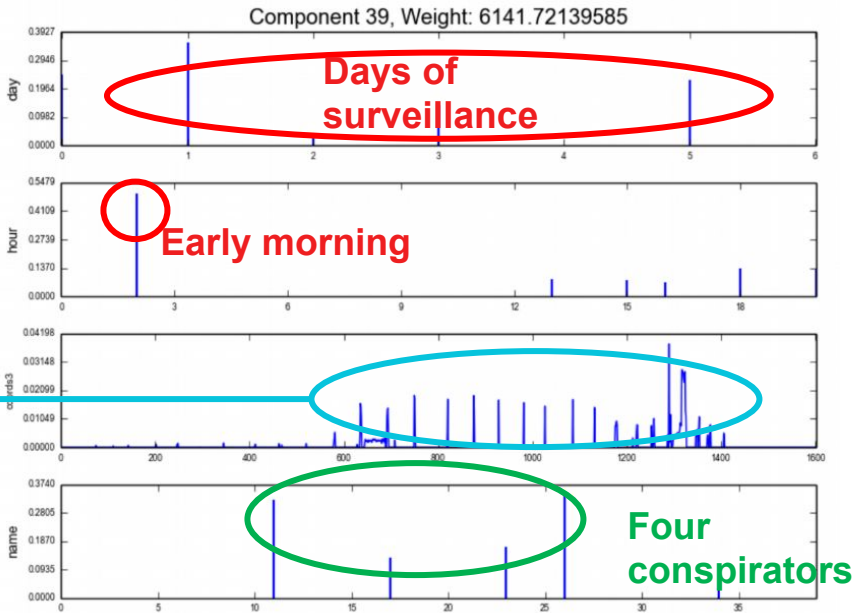
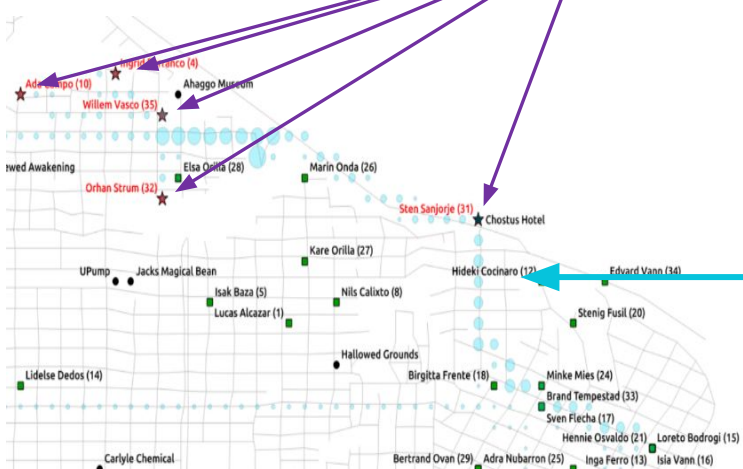
Example: Making Sense of Geospatial Data

```

timestamp,id,lat,long,LastName,FirstName,CurrentEmploymentType,CurrentEmploye
2014-01-06 06:28:01,35,36.0762253,24.87468932,Vasco-Pais,Willem,Executive,Envi
2014-01-06 06:28:01,35,36.07622006,24.87459598,Vasco-Pais,Willem,Executive,Env
2014-01-06 06:28:03,35,36.07621062,24.87444293,Vasco-Pais,Willem,Executive,Env
2014-01-06 06:28:05,35,36.0762167,24.87425333,Vasco-Pais,Willem,Executive,Envi
2014-01-06 06:28:06,35,36.0762137,24.87416677,Vasco-Pais,Willem,Executive,Envi
2014-01-06 06:28:07,35,36.07619116,24.87405591,Vasco-Pais,Willem,Executive,Env
2014-01-06 06:28:09,35,36.07619419,24.87390599,Vasco-Pais,Willem,Executive,Env
2014-01-06 06:28:10,35,36.07618344,24.87381404,Vasco-Pais,Willem,Executive,Env
2014-01-06 06:28:11,35,36.07616684,24.87373747,Vasco-Pais,Willem,Executive,Env
2014-01-06 06:28:12,35,36.07617726,24.87362085,Vasco-Pais,Willem,Executive,Environmental Safety Advisor,36.076,24.874,36.08,
2014-01-06 06:28:13,35,36.07616069,24.87354312,Vasco-Pais,Willem,Executive,Environmental Safety Advisor,36.076,24.874,36.08,
    
```



Targets



Application Areas for Tensor Decomposition



Exascale NonStationary Graph Notation (ENSIGN)

Unique Insight from Large-Scale Multi-Attribute Data

| Class | Differentiating Specifics | Benefit to Analyst |
|--------------------|--|---|
| Modeling | <ul style="list-style-type: none"> First Order Decompositions Second Order Decompositions Joint Decompositions Multiple Probability Models Customer Special Decompositions ... more coming | <ul style="list-style-type: none"> Breadth of models enabled Framework for graph fusion Platform for anomaly detection Sparsity-maximizing approaches |
| Performance | <ul style="list-style-type: none"> Optimized Sparse Tensor Data Structures Mixed static/dynamic optimization Memory-efficiency optimizations Algorithmic improvements Shared memory parallelism Distributed memory parallelism | <ul style="list-style-type: none"> Extend the range, scale, and scope of analysis Analyze tensors with 10^9 non-zeroes and beyond Enable large rank R decompositions Enable large number of mode decompositions Leverage High Performance Computing (HPC) Systems |
| Streaming | <ul style="list-style-type: none"> Streaming CP, Tucker | <ul style="list-style-type: none"> Efficient update with arrival of new data Discovery of new behaviors through new component formation |
| Usability | <ul style="list-style-type: none"> GUI & CLI Python Bindings C Bindings QGIS Support Virtual Machine Distributions Documented, Tested, Supported | <ul style="list-style-type: none"> Interactive large scale exploration In standard environments (e.g., Jupyter notebooks) Integration with existing corporate data lakes/pipelines Visualization Reliable install and operation Training, Someone to Call |

See <https://www.reservoir.com/product/ensign-cyber/> and <https://www.reservoir.com/research/tech/tensor-analysis/> for product info.

Pat. US 9,471,377, Pats. Pending

Outline

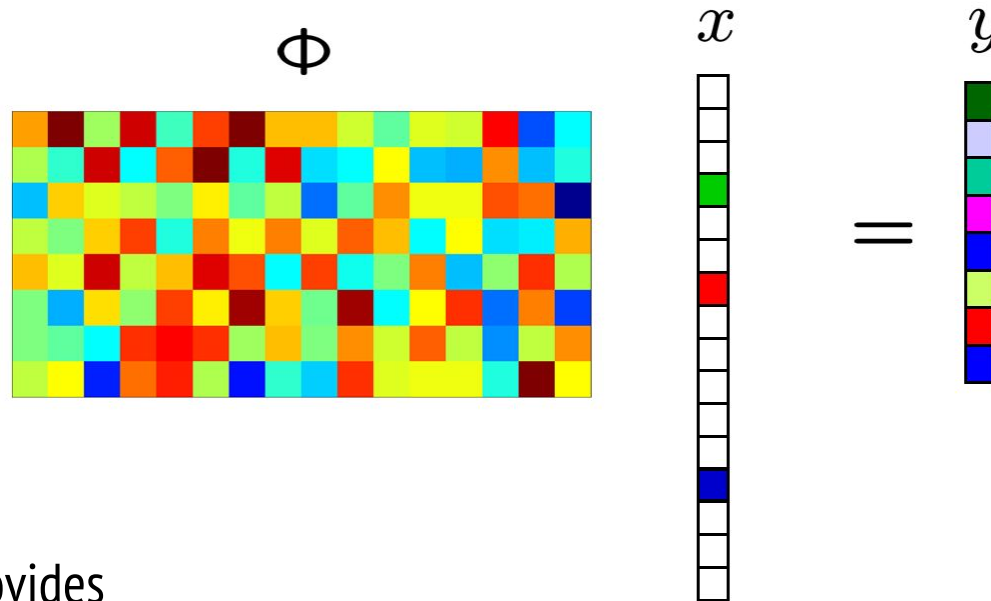
- Context and objectives
- Tensor decompositions as explanations
- A discussion on sparsity
 - Why
 - Methods
 - L2 norm regularization
 - Second-order optimization
 - Loss function
 - Orthogonality
- Conclusion

Compression and Sparsity

Compressive Sensing

David Donoho 2004, Terry Tao, Emmanuel Candes 2006

- Observe y , choose x that maximizes **SPARSITY**
- Intractable, but, L1 norm minimization is equivalent



Sparsity provides

- Performance benefit - need fewer measurements
- Interpretation/explanatory benefit

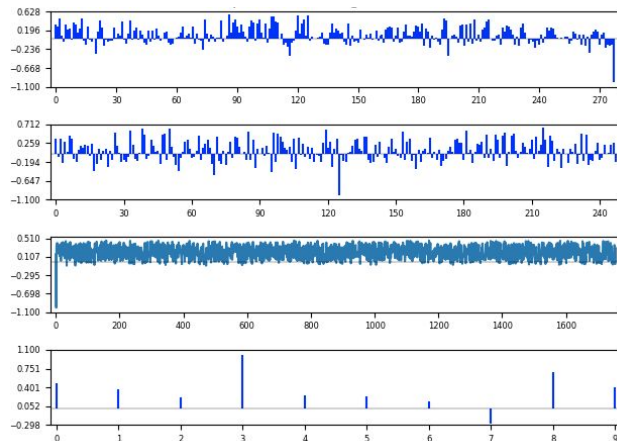
(Image from <http://informationtransfereconomics.blogspot.com/2017/10/compressed-sensing-and-information.html>)

Outline

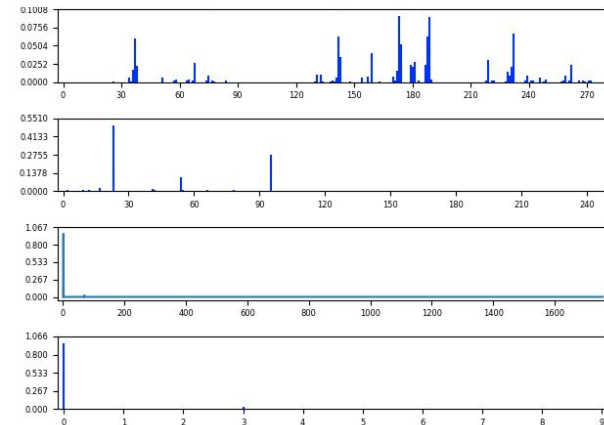
- Context and objectives
- Tensor decompositions as explanations
- A discussion on sparsity
 - Why
 - Methods
 - L2 norm regularization
 - Second-order optimization
 - Loss function
 - Orthogonality
- Conclusion

Sparsity

- Sparsity is a form of *model selection*
- Enforcing sparsity forces the model to throw away less important information
- The information the model keeps is forced to capture more useful patterns or features present in the data
- Leads to crisper, more interpretable results



Less sparse, more
difficult to interpret



More sparse, more easy
to interpret

Not all Sparse Solutions are Created Equal

- There is a tradeoff between sparsity/interpretability and model accuracy
 - True model may be above human understanding
 - Should be careful not to sacrifice too much accuracy at the cost of interpretability
- Therefore, the method we use to induce sparsity is important
 - Changes what sacrifices (if any) are made for the sake of sparsity
 - Different methods strike different balances

Outline

- Context and objectives
- Tensor decompositions as explanations
- A discussion on sparsity
 - Why
 - **Methods**
 - L2 norm regularization
 - Second-order optimization
 - Loss function
 - Orthogonality
- Conclusion

Outline

- Context and objectives
- Tensor decompositions as explanations
- A discussion on sparsity
 - Why
 - Methods
 - L2 norm regularization
 - Second-order optimization
 - Loss function
 - Orthogonality
- Conclusion

L2 Regularization

- L0 norm directly counts the number of nonzeros, but is infeasible to optimize
- L2 norm is a relaxation of the L0 norm which is easier to optimize
- Corresponds to a Gaussian prior
- Closed form analytic updates available [Royer, Comon, Thirion-Moreau 2011]

$$\mathcal{G}(\mathbf{A}, \mathbf{B}, \mathbf{C}) = \mathcal{F}(\mathbf{A}, \mathbf{B}, \mathbf{C}) + \underbrace{\alpha\|\mathbf{A}\|_F^2 + \beta\|\mathbf{B}\|_F^2 + \gamma\|\mathbf{C}\|_F^2}_{\text{L2 regularization term}}.$$

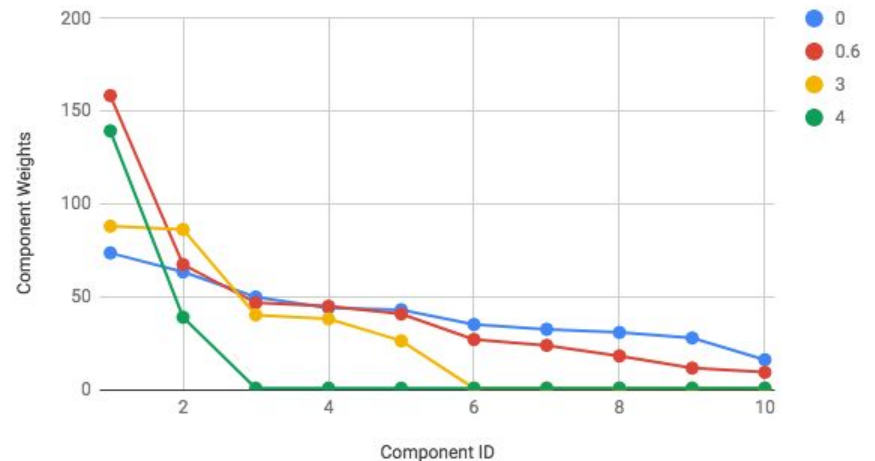
L2 regularization term

$$\left. \begin{aligned} \hat{\mathbf{A}} &= \mathbf{T}_{(1)}^{I,JK} (\mathbf{C} \odot \mathbf{B}) [(\mathbf{C} \odot \mathbf{B})^T (\mathbf{C} \odot \mathbf{B}) + \alpha \mathbf{I}_F]^\dagger, \\ \hat{\mathbf{B}} &= \mathbf{T}_{(2)}^{J,KI} (\mathbf{C} \odot \mathbf{A}) [(\mathbf{C} \odot \mathbf{A})^T (\mathbf{C} \odot \mathbf{A}) + \beta \mathbf{I}_F]^\dagger, \\ \hat{\mathbf{C}} &= \mathbf{T}_{(3)}^{K,JI} (\mathbf{B} \odot \mathbf{A}) [(\mathbf{B} \odot \mathbf{A})^T (\mathbf{B} \odot \mathbf{A}) + \gamma \mathbf{I}_F]^\dagger. \end{aligned} \right\} \text{Closed form analytic updates}$$

L2 Regularization Results

- Performed rank 10 decompositions of Cyber data from SCinet with different L2 hyperparameters
- Measured how L2 regularization affected component weights
- Shows how the decomposition compresses the data into lower rank
- Increasing L2 regularization parameter led to more compression
- Less components to analyze, more interpretable

Component Weights by L2 Regularization Parameter



Outline

- Context and objectives
- Tensor decompositions as explanations
- A discussion on sparsity
 - Why
 - Methods
 - L2 norm regularization
 - **Second-order optimization**
 - Loss function
 - Orthogonality
- Conclusion

CP-APR

- Loss function is Kullback-Leibler divergence from Poisson likelihood function [Chi and Kolda 2012]
 - Specialized to count data
- Workhorse algorithm for cyber and geospatial datasets
- Includes nonnegativity constraints
- Alternatively updates one factor matrix at a time
 - Performs first-order gradient descent

$$f(\mathcal{M}) = \sum_{\mathbf{i}} m_{\mathbf{i}} - x_{\mathbf{i}} \log m_{\mathbf{i}},$$

CP-APR Loss Function

Algorithm 2 CP-APR Algorithm

```
1: initialize  $\mathbf{A}^{(1)} \dots \mathbf{A}^{(N)}$ 
2: repeat
3:   for  $n = 1 \dots N$  do
4:      $\mathbf{\Pi} = (\odot_{m \neq n} \mathbf{A}^{(m)})^T$ 
5:     repeat
6:        $\mathbf{\Phi} = (\mathbf{X}_{(n)} \oslash (\mathbf{A}^{(n)} \mathbf{\Pi})) \mathbf{\Pi}^T$ 
7:        $\mathbf{A}^{(n)} = \mathbf{A}^{(n)} * \mathbf{\Phi}$ 
8:     until convergence
9:   end for
10: until convergence
```

[Chi and Kolda 2012]

CP-APR-PQNR

- Uses same loss function as CP-APR
- Optimizes each row of a factor matrix one at a time
- Uses L-BFGS to optimize each row (second-order optimization method)

Algorithm 1 Alternating Block Framework

Given data tensor \mathcal{X} of size $I_1 \times I_2 \times \dots \times I_N$, and the number of components R
Return a model $\mathcal{M} = [\lambda; \mathbf{A}^{(1)} \dots \mathbf{A}^{(N)}]$

- 1: Initialize $\mathbf{A}^{(n)} \in \mathbf{R}^{I_n \times R}$ for $n = 1, \dots, N$
 - 2: **repeat**
 - 3: **for** $n = 1, \dots, N$ **do**
 - 4: Let $\mathbf{\Pi}^{(n)} = (\mathbf{A}^{(N)} \odot \dots \odot \mathbf{A}^{(n+1)} \odot \mathbf{A}^{(n-1)} \odot \dots \odot \mathbf{A}^{(1)})^T$
 - 5: Use Algorithm 2 to compute \mathbf{B}^* that minimizes $f(\mathbf{B}^{(n)})$ s.t. $\mathbf{B}^{(n)} \geq 0$
 - 6: $\lambda \leftarrow \mathbf{e}^T \mathbf{B}^*$
 - 7: $\mathbf{A}^{(n)} \leftarrow \mathbf{B}^* \mathbf{\Lambda}^{-1}$, where $\mathbf{\Lambda} = \text{diag}(\lambda)$
 - 8: **end for**
 - 9: **until** all mode subproblems have converged
-

Algorithm 2 Row Subproblem Framework for Solving (2.6)

Given $\mathbf{X}_{(n)}$ of size $I_n \times J_n$, and $\mathbf{\Pi}^{(n)}$ of size $R \times J_n$

Return a solution \mathbf{B}^* consisting of row vectors $\hat{\mathbf{b}}_1^*, \dots, \hat{\mathbf{b}}_{I_n}^*$

- 1: **for** $i = 1, \dots, I_n$ **do**
 - 2: Select row $\hat{\mathbf{x}}_i$ of $\mathbf{X}_{(n)}$
 - 3: Generate one column of $\mathbf{\Pi}^{(n)}$ for each nonzero in $\hat{\mathbf{x}}_i$
 - 4: Use Algorithm 3 or 4 to compute $\hat{\mathbf{b}}_i^*$ that solves
$$\min f_{\text{row}}(\hat{\mathbf{b}}_i^{(n)}, \hat{\mathbf{x}}_i^{(n)}, \mathbf{\Pi}^{(n)}) \text{ subject to } \hat{\mathbf{b}}_i \geq 0$$
 - 5: **end for**
-

[Hansen, Plantenga, and Kolda 2015]

APR vs PQNR Results

- APR and PQNR both have same number of max iterations, so must compare for a given number of iterations or runtime
- PQNR results are significantly more sparse than APR
- PQNR iterates become sparser faster during the optimization process
- PQNR is second-order method, can escape saddle points more easily

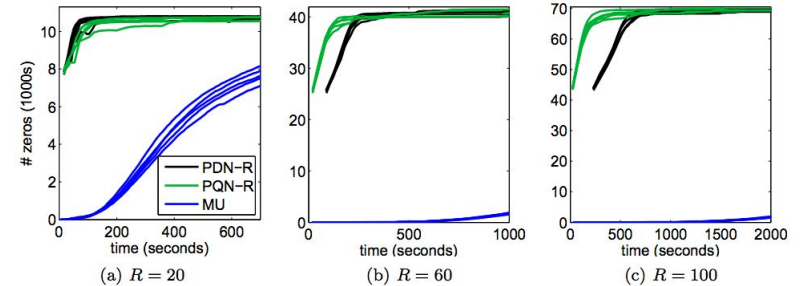
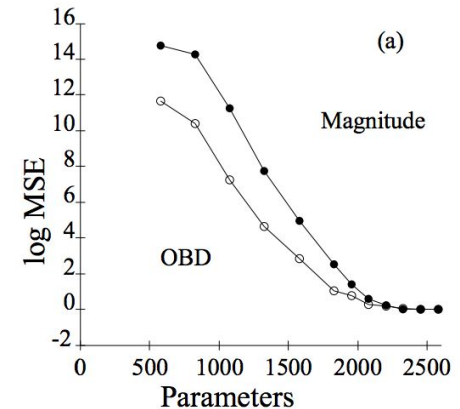


Fig. 4.8: Effectiveness of the algorithms in finding a sparse solution for a full three-way solution. In each case the total number of elements in $\mathbf{A}^{(1)}$, $\mathbf{A}^{(2)}$, and $\mathbf{A}^{(3)}$ equal to zero is plotted against execution time. The PDN-R (black lines) and PQN-R (green) algorithms are much faster than MU (blue). Each algorithm was run on ten different tensors, so the final number of zero elements has ten different values.

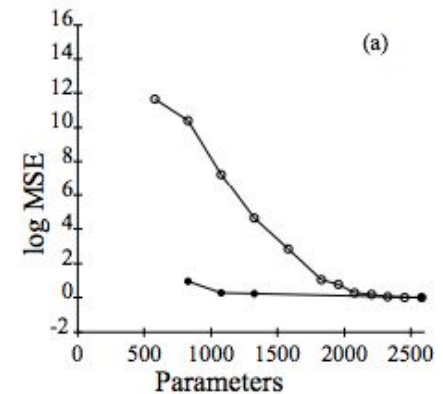
[Hansen, Plantenga, Kolda 2015]

Advantages of Second-order Methods

- “Optimal Brain Damage” [Le Cun, Denker, Solla 1990]
 - Second derivative yields “**saliency**” or “importance” of a weight to the loss function
 - Iteratively pruned weights with lowest saliency and retrained
 - Able to prune 60% of the parameters and retain accuracy
 - Gradient is more “volatile” for more important parameters
- Second-order methods can take advantage of the saliency information of model parameters, leading to sparser solutions



Pruning by second derivative leads to less loss in accuracy than pruning by magnitude



Bottom curve: With retraining after pruning
Top curve: No retraining after pruning

Able to prune 60% of parameters and retain accuracy

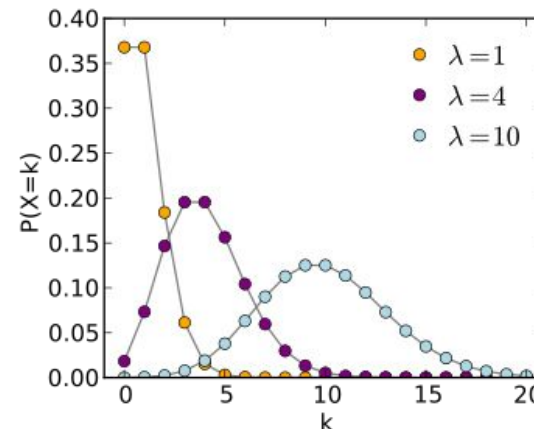
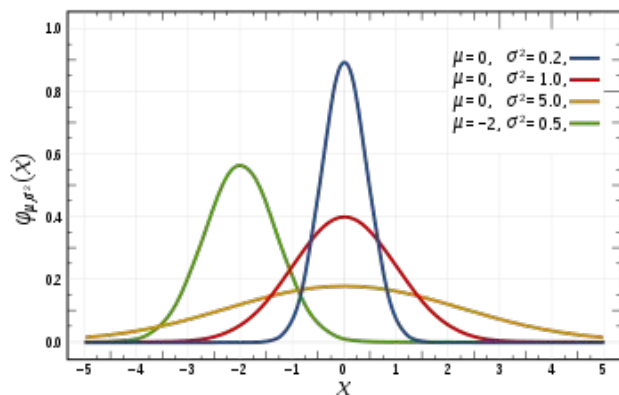
[Le Cun1990]

Outline

- Context and objectives
- Tensor decompositions as explanations
- A discussion on sparsity
 - Why
 - Methods
 - L2 norm regularization
 - Second-order optimization
 - **Loss function**
 - Orthogonality
- Conclusion

Gaussian vs Poisson

- Gaussian
 - Continuous-valued, includes negative support
- Poisson
 - Discrete, non-negative support



$$f(\mathbf{A}^{(1)}, \dots, \mathbf{A}^{(N)}) \equiv \frac{1}{2} \left\| \mathbf{z} - [\mathbf{A}^{(1)}, \dots, \mathbf{A}^{(N)}] \right\|^2.$$

CP-ALS Loss Function

$$f(\mathcal{M}) = \sum_i m_i - x_i \log m_i,$$

CP-APR Loss Function

[Chi and Kolda 2012]

CP-ALS vs CP-APR on Cyber Data

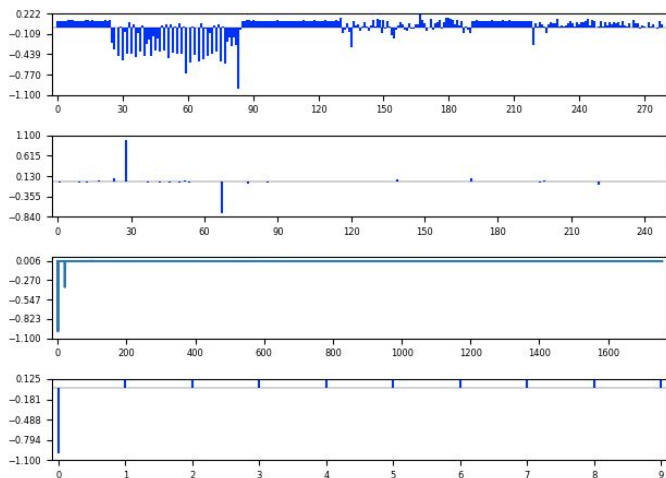
- Cyber tensor: four modes
 - *sender x receiver x sender port x hour*
- APR components are sparser and crisper
- ALS components contain more noise
 - More specialized to continuous data

$$f(\mathbf{A}^{(1)}, \dots, \mathbf{A}^{(N)}) \equiv \frac{1}{2} \left\| \mathbf{z} - \llbracket \mathbf{A}^{(1)}, \dots, \mathbf{A}^{(N)} \rrbracket \right\|^2.$$

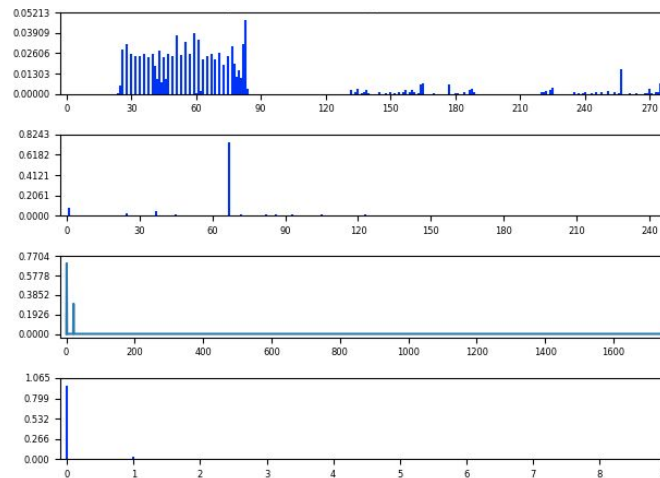
CP-ALS Loss Function

$$f(\mathcal{M}) = \sum_{\mathbf{i}} m_{\mathbf{i}} - x_{\mathbf{i}} \log m_{\mathbf{i}},$$

CP-APR Loss Function



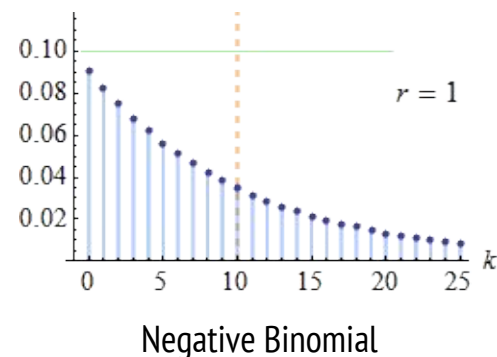
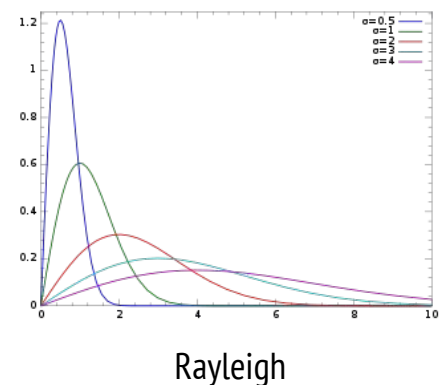
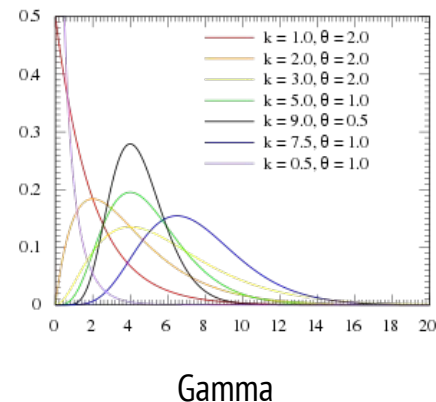
Example ALS Component



Example APR Component

Loss Functions

- One reason behind the success of CP-APR is that the likelihood function is a Poisson distribution
 - It is a better fit to count data
- Main idea: Use the best likelihood function for your data
 - More flexibility in model choices leads to better fit to the data
 - Different model choices lead to different levels and *types* of sparsity
 - This is the idea behind Generalized CP Decompositions [Hong and Kolda 2018]



Outline

- Context and objectives
- Tensor decompositions as explanations
- A discussion on sparsity
 - Why
 - Methods
 - L2 norm regularization
 - Second-order optimization
 - Loss function
 - Orthogonality
- Conclusion

Orthogonality

- Imposed by adding a regularization term to the loss function
- Hadamard product of all component matrix Gramians is shifted towards the identity matrix
- Two components are considered “orthogonal” if they have dot product zero in at least one mode
- Encourages all components to be pairwise orthogonal

$$\mathcal{F} = \underbrace{\frac{1}{2} \left\| X_{(n)} - A^{(n)} \Phi^{(n)T} \right\|_F^2 + \frac{\psi_b}{2} \sum_{n=1}^N \sum_{r=1}^R \left(\left\| A_r^{(n)} \right\| - 1 \right)^2}_{\mathcal{F}_1} + \underbrace{\frac{\psi_a}{2} \left\| \left((A^{(n)})^T A^{(n)} \right) * C_n - I \right\|_F^2}_{\mathcal{F}_2}$$

[Afshar, Perros, Ho, Khalil, et. al. 2017]

Orthogonality

- “Local” vs “Global” sparsity
 - Local: L2 regularization penalizes each term *individually*
 - Global: Orthogonality penalizes a term *with respect to other entries*
 - Penalizes more if other components already contain nonzero in that index
 - The idea is to make the components *non-overlapping*
- Increases sparsity as a *by-product*

Decorrelating Representations

- Non-overlapping components is the same as the idea of Decorrelating Representations
- Reduces overfitting and improves interpretability
- Visual cortex decorrelates representations when adapting to new shapes



Article | [OPEN](#) | Published: 19 September 2018

Adaptation decorrelates shape representations

Marcelo G. Mattar , Maria Olkkonen, Russell A. Epstein & Geoffrey K. Aguirre

Nature Communications **9**, Article number: 3812 (2018) | [Download Citation](#) 

Under review as a conference paper at ICLR 2018

LEARNING LESS-OVERLAPPING REPRESENTATIONS

Anonymous authors
Paper under double-blind review

Published as a conference paper at ICLR 2016

REDUCING OVERFITTING IN DEEP NETWORKS BY DECORRELATING REPRESENTATIONS

Michael Cogswell
Virginia Tech
Blacksburg, VA
cogswell@vt.edu

Faruk Ahmed
Université de Montréal
Montréal, Quebec, Canada
faruk.ahmed@umontreal.ca

Ross Girshick
Facebook AI Research (FAIR)
Seattle, WA
rbg@fb.com

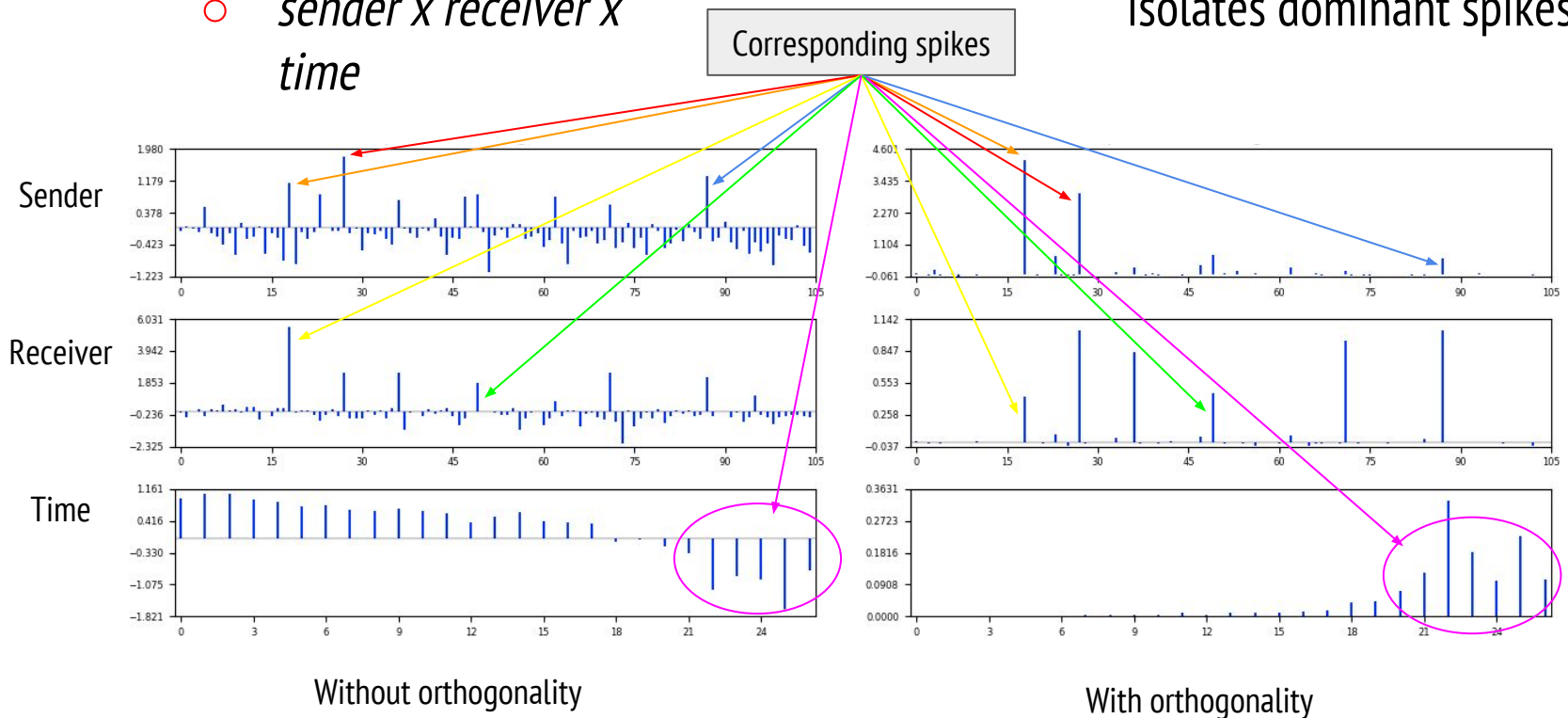
Larry Zitnick
Microsoft Research
Seattle, WA
larryz@microsoft.com

Dhruv Batra
Virginia Tech
Blacksburg, VA
dbatra@vt.edu

Orthogonality Results

- Enron emails dataset:
three mode tensor
 - *sender x receiver x time*

- Orthogonality cleans up noise, sparsifies and isolates dominant spikes



Summary of Methods

| Sparsification Approach | Benefit | Drawback |
|----------------------------------|---|--|
| L2 norm regularization | Directly penalize each individual parameter | Doesn't take into account "global" information |
| Second-order optimization | Use optimization procedure that utilizes "saliency" information | More computationally expensive |
| Loss function | Change underlying model to fit data generating process better | Is a subjective decision |
| Orthogonality | Decorrelate representations, reduce overfitting | True patterns of activity might not be completely decorrelated |

No free lunch!

Outline

- Context and objectives
- Tensor decompositions as explanations
- A discussion on sparsity
 - Why
 - Methods
 - L2 norm regularization
 - Second-order optimization
 - Loss function
 - Orthogonality
- Conclusion

Conclusion

- Methods induce sparsity directly and indirectly
- Reasoning for each method is based on making the model/algorithm more “cognitive,” leads to interpretability/sparsity as a byproduct
 - Focus is on algorithm’s process, not results
- Conclusion: to have more interpretable models, think from the model’s perspective - give it the right framework to work with (loss function), the right information (“saliency”), and slightly nudge it in the right direction (decorrelate representations)
 - Important to have a tool which has these multiple capabilities

References

- Afshar, A., Perros, I., Ho, J. C., Khalil, E. B., Sunderam, V., Dilkina, B., & Xiong, L. (2017). CP-ORTHO: An Orthogonal Tensor Factorization Framework for Spatio-Temporal Data. In *GIS: Proceedings of the ACM International Symposium on Advances in Geographic Information Systems* (Vol. 2017–Novem).
- Chi, Eric & G. Kolda, Tamara. (2011). On Tensors, Sparsity, and Nonnegative Factorizations. *SIAM Journal on Matrix Analysis and Applications*. 33. 1272–1299. [10.1137/110859063](https://doi.org/10.1137/110859063).
- Candes, E. J., Romberg, J. K., & Tao, T. (2006). Stable signal recovery from incomplete and inaccurate measurements. *Communications on Pure and Applied Mathematics: A Journal Issued by the Courant Institute of Mathematical Sciences*, 59(8), 1207-1223.
- Cun, Y. Le, Denker, J. S., & Solla, S. A. (1990). Optimal Brain Damage. In *Advances in Neural Information Processing Systems 2* (Vol. 2, pp. 598–605). <https://doi.org/10.1.1.32.7223>
- Donoho, D. L. (2006). Compressed sensing. *IEEE Transactions on information theory*, 52(4), 1289-1306.
- Hansen, S., Plantenga, T., & Kolda, T. G. (2015). Newton-based optimization for Kullback-Leibler nonnegative tensor factorizations. *Optimization Methods and Software*, 30(5), 1002–1029.
- Hong, D., Kolda, T. G., & Duersch, J. A. (2018). Generalized Canonical Polyadic Tensor Decomposition. Retrieved from <http://arxiv.org/abs/1808.07452>
- Jean-Philip Royer, Pierre Comon, Nadège Thirion-Moreau. Computing the nonnegative 3-way tensor factorization using Tikhonov regularization. IEEE. ICASSP, May 2011, Prague, Czech Republic. IEEE, pp.2732-2735, 2011.

References (Reservoir Labs, Part 1/2)

Letourneau, P.D., Baskaran, M., Henretty, T., Ezick, J. and Lethin, R. (2018) Computationally Efficient CP Tensor Decomposition Update Framework for Emerging Component Discovery in Streaming Data. In High Performance Extreme Computing (HPEC) Conference. IEEE. [Best Paper Award].

<https://www.reservoir.com/publication/cp-tensor-decomposition-update-framework/>

Gudibanda, A., Henretty, T., Baskaran, M., Ezick, J. and Lethin, R. (2018), All-at-once Decomposition of Coupled Billion-scale Tensors in Apache Spark. In *High Performance Extreme Computing (HPEC) Conference*. IEEE.

<https://www.reservoir.com/publication/coupled-tensor-decomposition-apache-spark/>

Henretty, T. S., Langston, M. H., Baskaran, M., Ezick, J., & Lethin, R. (2018). Topic modeling for analysis of big data tensor decompositions. In *Disruptive Technologies in Information Sciences*. International Society for Optics and Photonics.

<https://www.reservoir.com/publication/topic-modeling-for-analysis-of-big-data-tensor-decompositions/>

Baskaran, M. M., Henretty, T., Ezick, J., Lethin, R., & Bruns-Smith, D. (2017). Enhancing Network Visibility and Security through Tensor Analysis. In *4th International Workshop on Innovating the Network for Data Intensive Science (INDIS) held in conjunction with SC17*. <https://www.reservoir.com/publication/enhancing-network-visibility-security-tensor-analysis/>

Baskaran, M., Henretty, T., Pradelle, B., Langston, M. H., Bruns-Smith, D., Ezick, J., & Lethin, R. (2017). Memory-efficient parallel tensor decompositions. In *High Performance Extreme Computing Conference (HPEC)*. IEEE. [Best paper award]

<https://www.reservoir.com/publication/memory-efficient-parallel-tensor-decompositions/>

Henretty, T., Baskaran, M., Ezick, J., Bruns-Smith, D., & Simon, T. A. (2017). A quantitative and qualitative analysis of tensor decompositions on spatiotemporal data. In *High Performance Extreme Computing Conference (HPEC)*. IEEE.

<https://www.reservoir.com/publication/quantitative-qualitative-analysis-tensor-decompositions-spatiotemporal-data/>

References (Reservoir Labs, Part 2/2)

Baskaran, M., Langston, M. H., Ramananandro, T., Bruns-Smith, D., Henretty, T., Ezick, J., & Lethin, R. (2016). Accelerated low-rank updates to tensor decompositions. In *High Performance Extreme Computing Conference (HPEC)*. IEEE.

(<https://www.reservoir.com/publication/accelerated-low-rank-updates-tensor-decompositions/>)

Bruns-Smith, D., Baskaran, M. M., Ezick, J., Henretty, T., & Lethin, R. (2016). Cyber security through multidimensional data decompositions. In *2016 Cybersecurity Symposium (CYBERSEC)*. IEEE.

(<https://www.reservoir.com/publication/cyber-security-multidimensional-data-decompositions/>)

Cai, J., Baskaran, M., Meister, B., & Lethin, R. (2015). Optimization of symmetric tensor computations. In *High Performance Extreme Computing Conference (HPEC)*. IEEE.

(<https://www.reservoir.com/publication/optimization-symmetric-tensor-computations/>)

Baskaran, M., Meister, B., & Lethin, R. (2014). Low-overhead load-balanced scheduling for sparse tensor computations. In *High Performance Extreme Computing Conference (HPEC)*. IEEE.

(<https://www.reservoir.com/publication/low-overhead-load-balanced-scheduling-sparse-tensor-computations/>)

Baskaran, M. M., Meister, B., & Lethin, R. (2014). Parallelizing and optimizing sparse tensor computations. In *Proceedings of the 28th ACM international conference on Supercomputing*. ACM.

(<https://www.reservoir.com/publication/parallelizing-optimizing-sparse-tensor-computations/>)

Baskaran, M., Meister, B., Vasilache, N., & Lethin, R. (2012). Efficient and scalable computations with sparse tensors. In *High Performance Extreme Computing (HPEC)*. IEEE.

(<https://www.reservoir.com/publication/efficient-scalable-computations-sparse-tensors/>)